

LUXPOWER® SERIES **N**5

605-625W Mono BIFACIAL DG

132 Half-Cell Layout

G12R N-TYPE Cell



LECO N-TYPE Cell Technology



SMBB Half Cut Cell Technology



Bifacial Cell Module Technologies



Excellent Anti-PID Low LID Performance

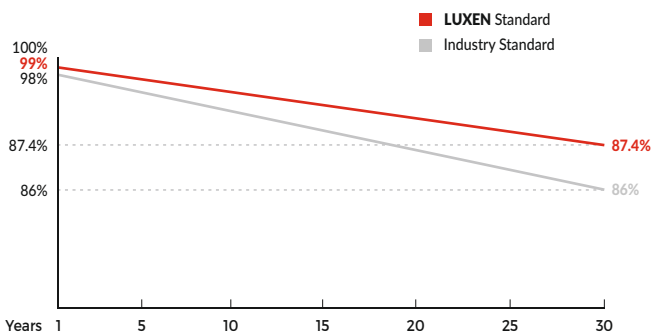


Less Hot Spot Shading Effects



Higher Power Output Lower BOS & LCOE

Linear Performance Warranty



* LUXEN N-TYPE: Standard warranty 15 years, can be extended up to 20 years.

Insured By



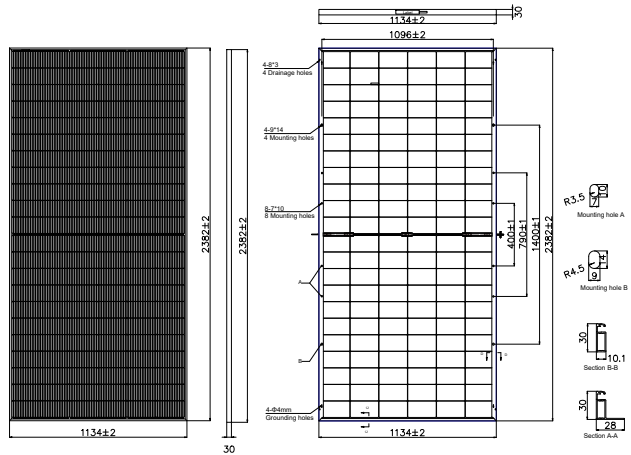
Comprehensive Certificates

- ISO9001:2015 QMS
- ISO14001:2015 EMS
- ISO45001:2018 OHSMS
- IEC61215/IEC61730 Standard Quality
- IEC61701/IEC62716 Salt/Mist/Ammonia Tests



MECHANICAL CHARACTERISTICS

Solar Cells	N-type Mono
No. of Cells	132 (6x22)
Dimensions	2382 x 1134 x 30mm
Weight	33.5kg
Front / Back Glass	2.0mm coated semi-tempered glass
Frame	Anodized aluminium alloy
Junction Box	Ip68 rated (3 by pass diodes)
	4.0mm ²
Output Cables	250mm (+) / 350mm (-)
	Length can be customized
Connectors	Mc4 compatible
Mechanical load test	Front 5400Pa / Rear 2400Pa



ELECTRICAL PARAMETERS

POWER CLASS	LNDT-605ND		LNDT-610ND		LNDT-615ND		LNDT-620ND		LNDT-625ND	
	STC	NMOT	STC	NMOT	STC	NMOT	STC	NMOT	STC	NMOT
Maximum power (Pmax)	605W	454W	610W	458W	615W	462W	620W	466W	625W	470W
Open Circuit Voltage (Voc)	48.75V	45.70V	48.94V	45.91V	49.13V	46.12V	49.32V	46.33V	49.50V	46.54V
Short Circuit Current (Isc)	15.74A	12.59A	15.80A	12.64A	15.86A	12.69A	15.92A	12.74A	15.98A	12.78A
Voltage at Maximum power (Vmpp)	40.82V	38.29V	40.99V	38.47V	41.16V	38.65V	41.33V	38.83V	41.50V	39.01V
Current Maximum Power (Impp)	14.82A	11.86A	14.88A	11.90A	14.94A	11.95A	15.00A	12.00A	15.06A	12.05A
MODULE EFFICIENCY (%)	22.40%		22.58%		22.77%		22.95%		23.14%	

STC: Irradiance 1000W/m², cell temperature 25°C, AM1.5G NMOT: Irradiance 800W/m², ambient temperature 20°C, wind speed 1m/s, AM1.5G

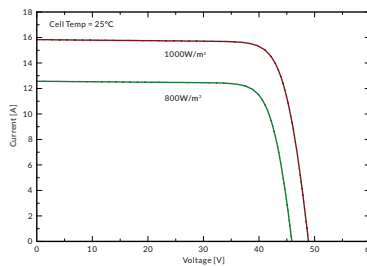
BIFACIAL OUTPUT-REAR SIDE POWER GAIN

%	Parameter	LNDT-605ND		LNDT-610ND		LNDT-615ND		LNDT-620ND		LNDT-625ND	
		Value	Value	Value	Value	Value	Value	Value	Value	Value	Value
5%	Maximum power (Pmax)	635W	641W	646W	651W	656W					
	Module Efficiency STC (%)	23.52%	23.71%	23.91%	24.10%	24.29%					
15%	Maximum power (Pmax)	696W	702W	707W	713W	719W					
	Module Efficiency STC (%)	25.76%	25.97%	26.18%	26.40%	26.61%					
25%	Maximum Power (Pmax)	756W	763W	769W	775W	781W					
	Module Efficiency STC (%)	28.00%	28.23%	28.46%	28.69%	28.92%					

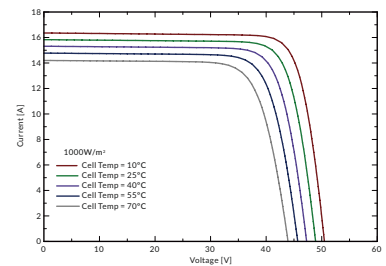
PACKING CONFIGURATION

Container	40'HQ
Pieces per pallet	37
Pallets per container	20
Pieces per container	740

I-V CURVE



LNDT-610ND/I-V



OPERATING CHARACTERISTICS

Operating Module Temperature	-40°C to +85°C
Maximum System Voltage	1500 DC (IEC)
Maximum Series Fuse Rating	30A
Power Tolerance	0/+5W

TEMPERATURE CHARACTERISTICS

Nominal Operating Temperature (NMOT)	45±2°C
Temperature Coefficient of Pmax	-0.29%/°C
Temperature Coefficient of Voc	-0.25%/°C
Temperature Coefficient of Isc	+0.045%/°C

Note: The technical parameters included in this datasheet may have minor deviations, and Luxen does not guarantee absolute accuracy. Due to ongoing product innovation and enhancements, Luxen reserves the right to modify the information in this manual at any time without prior notice. Customers should obtain the latest version of the technical manual when signing the contract, and it shall be considered an integral part of the binding contract between the parties. Please note that qualified professionals should handle and install solar modules to ensure optimal module performance.